

BRAMAH SECURITY EQUIPMENT LIMITED

Romford – Essex – Sales (Trade and Retail) - Manufacturing Site (LONDON EAST)

19 Danes Road, Romford, Essex, RM7 0HL
Telephone +44 (0)844 482 2034 Facsimile +44 (0)800 018 0284
Email:lock.sales@bramah.co.uk Web: www.bramah.co.uk

Marylebone – London – Sales (Trade & Retail) - Locksmith Support (LONDON WEST)

31 Oldbury Place, Marylebone, London, England, W1U 5PT
Telephone +44 (0)844 482 2034 Facsimile +44 (0)800 018 0283
Email:locksmiths@bramah.co.uk Web: www.bramah.co.uk

The Bramah lock mechanism is 229 years old this year.

WORLD PRICE LIST From – 31st March 2013

Prices For

Bramah 22mm Profile Cylinder Range

18 – 22

Hours of Business

Romford — Monday to Friday only 8.00am to 5.00pm
Earlier or Saturday by arrangement.

Marylebone –Monday to Friday 8.30am to 5.30pm
Saturday 9.00am to 1.00pm

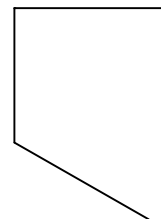
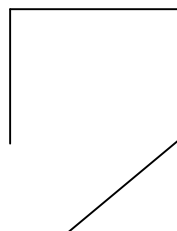
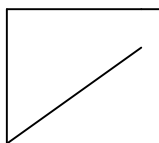
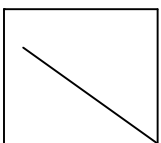
Handing Of Products

Right=1

Left=2

Right=3

Left=4



BRAMAH PRODUCT RANGE

Retail Price List Not Including Vat From 31st March 2013 - (Note: all locks are without keys)

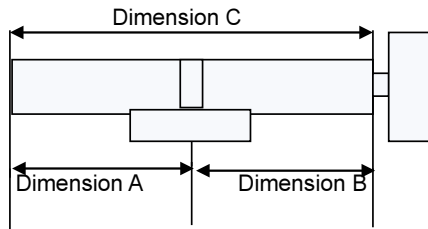
PROFILE CYLINDER RANGE - 22mm SWISS STYLE

Standard Finishes are Nickel, Brass, BMA. Specials Polished Chrome and Black.

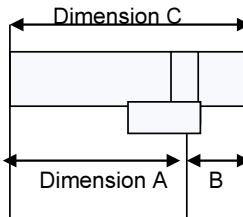
Product Code		RRP £ Without Keys
Profile Cylinders (Swiss 22mm Type)		
CP27	Double sided profile cylinder - 14 slided	107.04
CP17	Single sided profile cylinder - 7 slided	81.24
CP17K	Single sided profile cylinder -with turnknob - 7 slided	115.61
Options Profile Cylinder Range		
Knobturn Options (included in base product price) - Common shaft, Interchangeable top.		
P014/13	T Knob	29.11
Avon	Round Knob (49mm Dia.) with green arrow to open, marked on.	55.43
Escutcheons (add to base product price)		
P011/40	50mm Diameter.3mm Thick.22mm Profile Escutcheon (SINGLE)	19.53
7541	PK L8130 - 758 Double Escutcheons (Suitable with Adams Rite, Taylor and Imperial Locks) - Bolt Thru - SS/Al.	43.83
5380C/RZ	Escutcheon - 22mm Round Concealed Bolt Fixed Cylinder Roses Price per pair. SS.	13.61
5380C.2MS/RZ	Escutcheon - 22mm Round Concealed Bolt Fixed Cylinder Roses Price per pair. Brass.	29.39

MEASUREMENTS USED WHEN SPECIFYING A BRAMAH 22mm PROFILE CYLINDER

Schematic Diagram of CP27 and CP17K



Schematic Diagram of CP17



Bramah Security Equipment Ltd -19 Danes Road, Romford, Essex, RM7 0HL

CYLINDER SIZE OPTIONS AVAILABLE AS STANDARD WHEN SPECIFYING A BRAMAH 22mm "SWISS STYLE" PROFILE CYLINDER

When ordering cylinders you will be required to select the Product Type and its Model No.

Please photocopy and fax back to assist with ordering.

Application Sizes				Product Types	Engineering Sizes			
Total Length - Dim. C	Dim.A	Dim.B	Key Size	CP27,CP17K, CPKK	Cap A	Chassis	Cap B	Total
mm	mm	mm		Model No.	mm	mm	mm	mm
62	31	31	C37	119	20	22	20	62
67	31	36	C50	120	20	22	25	67
72	31	41	C50	121	20	22	30	72
77	31	46	C50	122	20	22	35	77
82	31	51	C63	123	20	22	40	82
87	31	56	C63	124	20	22	45	87
67	36	31	C50	127	25	22	20	67
72	36	36	C50	128	25	22	25	72
77	36	41	C50	129	25	22	30	77
82	36	46	C50	130	25	22	35	82
87	36	51	C63	131	25	22	40	87
92	36	56	C63	132	25	22	45	92
72	41	31	C50	135	30	22	20	72
77	41	36	C50	136	30	22	25	77
82	41	41	C50	137	30	22	30	82
87	41	46	C50	138	30	22	35	87
92	41	51	C63	139	30	22	40	92
97	41	56	C63	140	30	22	45	97
77	46	31	C50	143	35	22	20	77
82	46	36	C50	144	35	22	25	82
87	46	41	C50	145	35	22	30	87
92	46	46	C50	146	35	22	35	92
97	46	51	C50	147	35	22	40	97
102	46	56	C63	148	35	22	45	102
82	51	31	C63	151	40	22	20	82
87	51	36	C63	152	40	22	25	87
92	51	41	C63	153	40	22	30	92
97	51	46	C63	154	40	22	35	97
102	51	51	C63	155	40	22	40	102
107	51	56	C63	156	40	22	45	107
87	56	31	C63	159	45	22	20	87
92	56	36	C63	160	45	22	25	92
97	56	41	C63	161	45	22	30	97
102	56	46	C63	162	45	22	35	102
107	56	51	C63	163	45	22	40	107
112	56	56	C63	164	45	22	45	112

Total Length - Dim. C	Dim.A	Dim.B	Key Size	CP17,CPK	Cap A	Chassis	Cap B	Total
49	31	18	C37	167	20	29	0	49
54	36	18	C50	168	25	29	0	54
59	41	18	C50	169	30	29	0	59
64	46	18	C50	170	35	29	0	64
69	51	18	C63	171	40	29	0	69
74	56	18	C63	172	45	29	0	74

Bramah Security Equipment Ltd - 19 Danes Road, Romford, Essex, RM7 0HL

EQUIPMENT TO WORK WITH BRAMAH 22mm SWISS STYLE PROFILE CYLINDER

Available to mix and match with our own

Retail Price List Not Including VAT From 31st March 2013

Product Code		Bolt mm	Case mm	Back mm	Finish	RRP £
MORTICE LOCK PRODUCTS						
UK STYLE - IMPERIAL - 51mm CENTRES -						
KP7000	Mortice Sashlock - Latchbolt operated by lever handle on both sides. Deadbolt operated by cylinder.	14	63	45	SS/Brass	24.37
KP7000		14	76	57	SS/Brass	24.37
KP7000		14	101	82	SS/Brass	31.17
KP7002	Mortice Rollerbolt Sashlock - Rollerbolt operated by lever handle on both sides. Deadbolt operated by cylinder.	14	63	45	SS/Brass	28.56
KP7002		14	76	57	SS/Brass	28.56
KP7002		14	101	82	SS/Brass	35.36
KP7004	Mortice Deadbolt - Deadlock operated by cylinder.	14	63	45	SS/Brass	22.43
KP7004		14	76	57	SS/Brass	22.43
KP7004		14	101	82	SS/Brass	29.20
KP7006	Mortice Sliding door Lock - Deadbolt operated by cylinder.	14	76	57	SS/Brass	26.69
KP7006		14	101	82	SS/Brass	33.47
KP7007	Mortice Escape Deadlock - Deadbolt operated by cylinder from either side, Emergency or Rapid Exit obtained by depressing lever from inside.	13	76	57	SS/Brass	76.47
KP7007		13	101	82	SS/Brass	83.21
KP7008	Mortice Night Latch - Latchbolt to Spring Only, operated by cylinder outside and lever or knob inside.	76	57		SS/Brass	40.99
KP7008		101	82		SS/Brass	46.56
KP7009	Mortice Night Latch - Latchbolt to spring by cylinder outside, lever or knob inside. Bolt can be deadlocked by further turn of key from either side.	76	57		SS/Brass	42.33
KP7009		101	82		SS/Brass	49.08
KP7010	Mortice Night Latch - Latchbolt to spring by cylinder from either side. Bolt withdrawn by lever or knob from inside. For additional security Deadbolt operated by key from either side.	76	57		SS/Brass	43.71
KP7011	Horizontal Mortice Lock - Latchbolt operated by Lever Handle or Knob both sides. Deadbolt operated by cylinder from either side.	14	127	45	SS/Brass	31.75
KP7012	Horizontal Mortice Lock - Latchbolt operated by Lever Handle or Knob both sides. Deadbolt operated by cylinder from either side.	14	151	57	SS/Brass	32.83
KP7018	Horizontal Mortice Night Latch - Latchbolt to spring only, operated by Lever or Knob inside. Deadbolt operated by cylinder from either side.	14	151	57	SS/Brass	68.38
KP7024	High Security Heavy Duty Deadlock - Deadbolt operated by cylinder from either side **HANDED**.	25	76	48	SS/Brass	58.38
KP7034	Heavy Duty Mortice Deadlock - Rollerbolt push and pull action. Deadbolt operated by cylinders both sides.***UNION REPLACEMENT**	14	76	57	SS/Brass	28.29
KP9762	Roller Bolt Fire Escape Deadlatch - Rollerbolt spring only operated by cylinder both sides or lever either side.	101	57		SS/Brass	89.88
KP9764	Mortice Fire Escape Deadlock - Deadbolt operated by cylinder both sides or lever from either side.	101	57		SS/Brass	86.22
G9066	Standard Frame					14.82
KP9068	Full Frame Kaba Profile					18.93
G9071	Mallet					14.81
G9070	Replacement Glass (or Ceramic)					14.19
G3051	13mm Rebate Set -KP7000,KP7002,KP7007,KP7008,KP7009,KP7010,KP7072					13.24
G3052	19mm Rebate Set					20.24
G3053	25mm Rebate Set					20.24
G3054	13mm Rebate Set -KP7004, KP7006,					13.25
G3055	19mm Rebate Set					20.24
G3056	25mm Rebate Set					20.24
G3057	13mm Rebate Set -KP7011,KP7012,KP7018					13.25
G3058	19mm Rebate Set					20.24
G3059	25mm Rebate Set					20.24
G3064	LH or RH 13mm Rebate Set -KP7024					17.53
G3065	LH or RH 19mm Rebate Set					23.16
G3066	LH or RH 25mm Rebate Set					23.16

Bramah Security Equipment Ltd - 19 Danes Road, Romford, Essex, RM7 0HL

EQUIPMENT TO WORK WITH BRAMAH 22mm SWISS STYLE PROFILE CYLINDER

Available to mix and match with our own

Retail Price List Not Including VAT From 31st March 2013

Product Code		Bolt mm	Case mm	Back mm	Finish	RRP £
FRANK ALLART						
	<i>Long Body</i>					
5355PB49.3	230*40mm Lever Lock Furniture Euro- Profile 49.3mm Centres - Pair - Sprung				Brass	92.65
5355PB50.3	230*40mm Lever Lock Furniture 22mm - Profile 50.3mm Centres - Pair - Sprung				Brass	111.29
	<i>Short Body</i>					
5145PB50.3	152*41mm Lever Lock Furniture 22mm - Profile 50.3mm Centres - Pair - Sprung				Brass	94.94
EUROPEAN STYLE - GLUTZ WITH 72mm CENTRES						
4838.000.13	Mortice Night Latch - Latching Lock complete with anti thrust bolt for passages. From outside opened by key. From inside lever handle retracts bolt.** HANDED LH/RH	93	60		SSS	36.83
4011.000.13	Flat Striking Plate (included with 4838.000.13 as standard)				SSS	
4839.000.13	Mortice Night Latch with Deadlock - Latching Lock complete with deadbolt and anti -thrust bolt for security doors. From Outside - opened by key, from inside lever handle retracts latch bolt and cylinder turn operates deadbolt** HANDED LH/RH**	24	93	60	SSS	40.87
4011.012.13	Flat Striking Plate (included with 4839.000.13 as standard)				SSS	
13mm	Rebate Kit - Sash Rebate Kit - 13mm for 4000 series				SSS	25.64
25mm	Rebate Kit - Sash Rebate Kit - 25mm for 4000 series				SSS	31.00
5825-5620CK	Fixed Dead Knob - Stainless External Ball Knob 50mm on Rose				SSS	64.80
5465S/5467.2	Fixed Dead Knob on armoured external backplate & internal bolt fixed plate RZ , 74mm centres.				SSS	355.82
5064/5620C	Handle - Stainless Steel Safety pattern Lever handle on Rose - 8mm - Single				SSS	29.44
5057/5620C	Handle - Stainless Steel Safety pattern Lever handle on Rose - 8mm - Single				SSS	29.44
5064	Handle for Fixed Knob & Plate				SSS	30.67
5916	Spindle for use alone -60mm					11.81
5911	Spindle to use with Fixed knob & Plate - 95mm, 110mm,135mm					8.06
5380C/RZ	Escutcheon - 22mm Round Concealed Bolt Fixed Cylinder Roses Price per unit - Price per pair				SS	13.61
5380C.2MS/RZ	Escutcheon - 22mm Round Concealed Bolt Fixed Cylinder Roses Price per unit - Price per pair				PDV Coat	29.39
ADAMS RITE MAXIMUM SECURITY LOCKS FOR USE WITH BRAMAH CP27,CP17,CP17K						
2210-150	Adams Rite Hookbolt Deadlock 25mm backset -inclusive MS2200 Faceplate SAA Finish					36.80
2210-250	Adams Rite Hookbolt Deadlock 30mm backset - inclusive MS2200 Faceplate SAA Finish					36.80
2210-110	Adams Rite Barbolt Deadlock 25mm backset - inclusive MS2200 Faceplate SAA Finish					36.80
2210-210	Adams Rite Barbolt Deadlock 30mm backset -inclsuive MS2200 Faceplate SAA Finish					36.80
	MS2200 Faceplate Flat Hook / Bar Lock SAA Finish					5.82
4104	Mounting Bridge (2 Per Set)					7.30
ADAMS RITE MAXIMUM SECURITY LOCKS FOR USE WITH BRAMAH C17SI						
1850-250	Adams Rite Hookbolt Deadlock 24.6mm backset -inclusive MS1850 Faceplate SAA Finish					30.42
1850-350	Adams Rite Hookbolt Deadlock 28.6mm backset - inclusive MS1850 Faceplate SAA Finish					30.42
1850-210	Adams Rite Barbolt Deadlock 24.6mm backset - inclusive MS1850 Faceplate SAA Finish					30.42
1850-310	Adams Rite Barbolt Deadlock 28.6mm backset -inclsuive MS1850 Faceplate SAA Finish					30.42
	MS1850 Faceplate Flat Hook / Bar Lock SAA FINISH					5.82
4710-200	Adams Rite Deadlatch 24.6mm backset - inclsuive 4700 Faceplate SAA Finish					105.49
4710-300	Adams Rite Deadlatch 28.6mm backset - inclsuive 4700 Faceplate SAA Finish					105.49
MCGILL 3R35 ADAPTATION						
3R35 Kaba	Mcgill 3R35X for 22mm Profile - Escape Night Latch					219.44
3R35 Euro	Mcgill 3R35X for Euro Profile - Escape Night Latch					219.44
	Chubb 3R35 Short Handle- Allart 1218					86.74
	Chubb 3R35 Long Handle - Allart 1220					86.74

EQUIPMENT TO WORK WITH BRAMAH 22mm SWISS STYLE PROFILE CYLINDER

Available to mix and match with our own

Retail Price List Not Including VAT From 31st March 2013

Product Code	Bolt Case Back Finish	RRP £
	mm mm mm	

MORTICE ELECTRIC RELEASES FOR USE WITH BRAMAH CP27, CP17, CP17K AND MORTICE LOCKCASES

Timber Door Frames

A1	Latch Mortice Release 12V AC 650mA Grey - Fail Locked - For Timber Doors - For Use with Imperial Locks	16.26
7113-340-652	Adams Rite Electric Strike Satin Stainless Steel, Fail Secure. 12vAC1.48A - For Timber Doors - For use with Glutz Mortice Night Latch	185.70
7113-310-652	Adams Rite Electric Strike Satin Stainless Steel, Fail Secure. 12vdc 370mA - For timber Doors - For use with Glutz Mortice Night Latch	185.70

EXIDOR EMERGENCY EXIT HARDWARE

285	Double Door Set to BS EN1125 for Rebated Double Doors	Silver	275.13
294	Single Panic Bolt to BS EN 1125	Silver	138.03
296	Reversible Panic Latch to BS EN 1125	Silver	106.17
302KA	Outside Access Device with Kaba Profile aperture. Can be used with all 200 Series Exidor pushbar and pad operated devices to provide access from outside while maintaining the emergency exit function from inside. Standard door thickness 45mm. Extra on request	Silver	146.61